

本校英文入口網站之學術單位公版網頁建置

本校各學術單位需完成本校英文入口網站之公版網頁之每項內容 (單位照片、單位簡介、主管及聯絡人資訊、單位網站連結網址)，範例如下圖。

填報方式請續見第 2 頁，後台連結網址 <http://en.ntnu.edu.tw/system>

帳號及密碼如仍須索取，請洽國際事務處翁乃忻小姐 TEL: 1274 Email:roxane@ntnu.edu.tw

National Taiwan Normal University National Taiwan Normal University

中文 English

About Admissions Academics Administration Campus Life

College of Management

Font Size:

Home > Academic >

College of Management select

In compliance with Ministry of Education's University Restructuring Plan, College of Management was founded in August 2008 by combining the Graduate Institute of Management and Graduate Institute of International Affairs and Global Strategy, joining the school's rich humanitarian background with a professional business management program. In 2011, Graduate Institute of International Affairs and Global Strategy were restructured to become the Graduate Institute of Global Business and Strategy of today. Undergraduate program of business administration was established in 2009, and renamed department of business administration in 2015. We also established Executive Master of Business Administration (EMBA) in 2012. Double Degree Program for International Master of Business Administration will launch in 2016. Hi-tech international financial services management courses and introductory management courses are offered to students of NTNU, for opportunities to learn about business management. The college is gradually developing into a medium-sized business management college with a strong faculty.

Frank Y-H Ying
Dean
+886-2-77343294
yying@ntnu.edu.tw

Huang, Jing-Hui
Secretary
+886-2-77343293
chhuang01@ntnu.edu.tw

Wu, Cheng-Yi
Secretary
+886-2-77343295
crucify0202@ntnu.edu.tw

Link to
College of Management



login



National Taiwan Normal University
English Webiste System

帳號:

密碼:

驗證:

3863



學術單位後台編輯手冊

承辦單位：國際事務處

STEP1 檢查已輸入每項欄位是否正確，特別是右方每位人員性別是否正確。若有修改，每項欄位都有“儲存”按鈕，請務必改一個存一個。


網頁管理-Mandarin Training Center 回上一頁

圖片上傳 (精選"系所特色"橫式照片，避免太多沒主題的合照照片，4-10張以內，解析度 900像素 x 598像素以上)


選擇檔案 未選擇任何檔案 **儲存** 瀏覽

Mandarin Training Center	排序		
--------------------------	----	--	--


◎大頭照 300像素 x 300像素以上

 male Female **儲存**


顯示
Yung-Cheng Shen
Director
+886-2-77345131
yics2006@gmail.com
選擇檔案 未選擇任何檔案

 male Female **儲存**

顯示
Li-Ping Chang
Deputy Director
+886-2-77345183
lchang@ntnu.edu.tw
選擇檔案 未選擇任何檔案

 male Female **儲存**

顯示
Wen-Yi Hsu
Secretary
+886-2-77345132
wyhsu@ntnu.edu.tw
選擇檔案 未選擇任何檔案

 male Female **儲存**

顯示
Name
職稱
電話
e-mail

系所簡介(文字建議 1000個字左右) **儲存** 瀏覽

Mandarin Training Center, a subsidiary of National Taiwan Normal University, was founded in the autumn of 1956 for teaching Chinese as a second language. Currently, MTC is the largest and the most renowned Chinese language center, with around 1,700 students from more than 70 countries enrolled each academic quarter(three months.)

MTC students come from different culture and language backgrounds. They share the common goal of learning to communicate in Chinese effectively--some for employment; some for interests in Chinese culture and history. Many students have never learned Chinese before they enroll in MTC. Some start from intermediate and advanced level. No matter your motive for learning Chinese or the level of your Chinese, MTC will do all it can to help you make rapid progress.

系所網址 **儲存**

http://mtc.ntnu.edu.tw/

自注 @ 正

STEP2 上傳圖片

- 1 各單位照片規則：圖片上傳（精選"系所特色"**橫式**照片，避免太多沒主題的合照照片，4~10張以內，解析度 900 像素 x 598 像素以上）
- 2 主管聯絡人照片規則：大頭照 300 像素 x 300 像素以上（請盡量不要選擇制式大頭照，側面照亦可接受）
- 3 每張照片上傳後都需要按一次儲存。照片長寬像素請務必按照以上規則，細部說明可參考後續內容。可參考已經做好範例：
<http://en.ntnu.edu.tw/p-Arts.php> 有關裁切照片，可用 Photoshop/Photocap，若無此軟體，請見以下以"小畫家"裁切照片說明。
- 4 請按選擇檔案後上傳圖片，並按"儲存"，**上傳後設定"排序"**後仍須按紅色儲存鈕。可按"瀏覽"觀看網頁呈現方式。

網頁管理-Mandarin Training Center

圖片上傳(精選"系所特色"橫式照片，避免太多沒主題的合照照片，4-10張以內，解析度 900像素 x 598像素以上)

選擇檔案 未選擇任何檔案

儲存

瀏覽

Mandarin Training Center	排序		
mtc001.jpg	1	檔案	刪除
mtc002.jpg	2	檔案	刪除
mtc004.jpg	3	檔案	刪除
mtc003.jpg	4	檔案	刪除

Mandarin Training Center

Font Size : S M L

Home > Academic >

Educational Centers

Mandarin Training Center



畫面一開啟時，此為排序最後一張照片，此為第一張照片，照片會自動移動輪播。



Yung-Cheng Shen
Director
+886-2-77345131
ycs2006@gmail.com



Li-Ping Chang
Deputy Director
+886-2-77345183
lchang@ntnu.edu.tw



Wen-Yi Hsu
Secretary
+886-2-77345132
wyhsu@ntnu.edu.tw



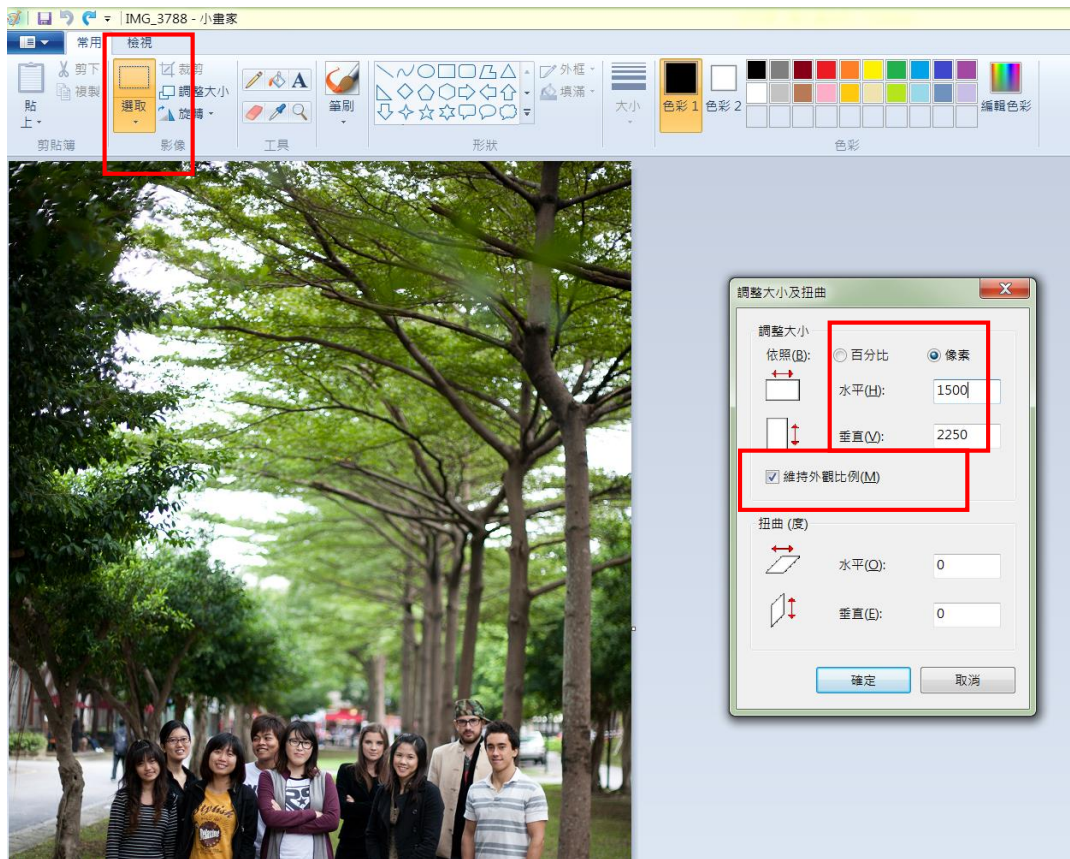
Link to
Mandarin Training Center

MTC students come from different culture and language backgrounds. They share the common goal of learning to communicate in Chinese effectively—some for employment, some for interests in Chinese culture and history. Many students have never learned Chinese before they enroll in MTC. Some start from intermediate and advanced level. No matter your motive for learning Chinese or the level of your Chinese, MTC will do all it can to help you make rapid progress.

Windows“小畫家”裁切照片說明

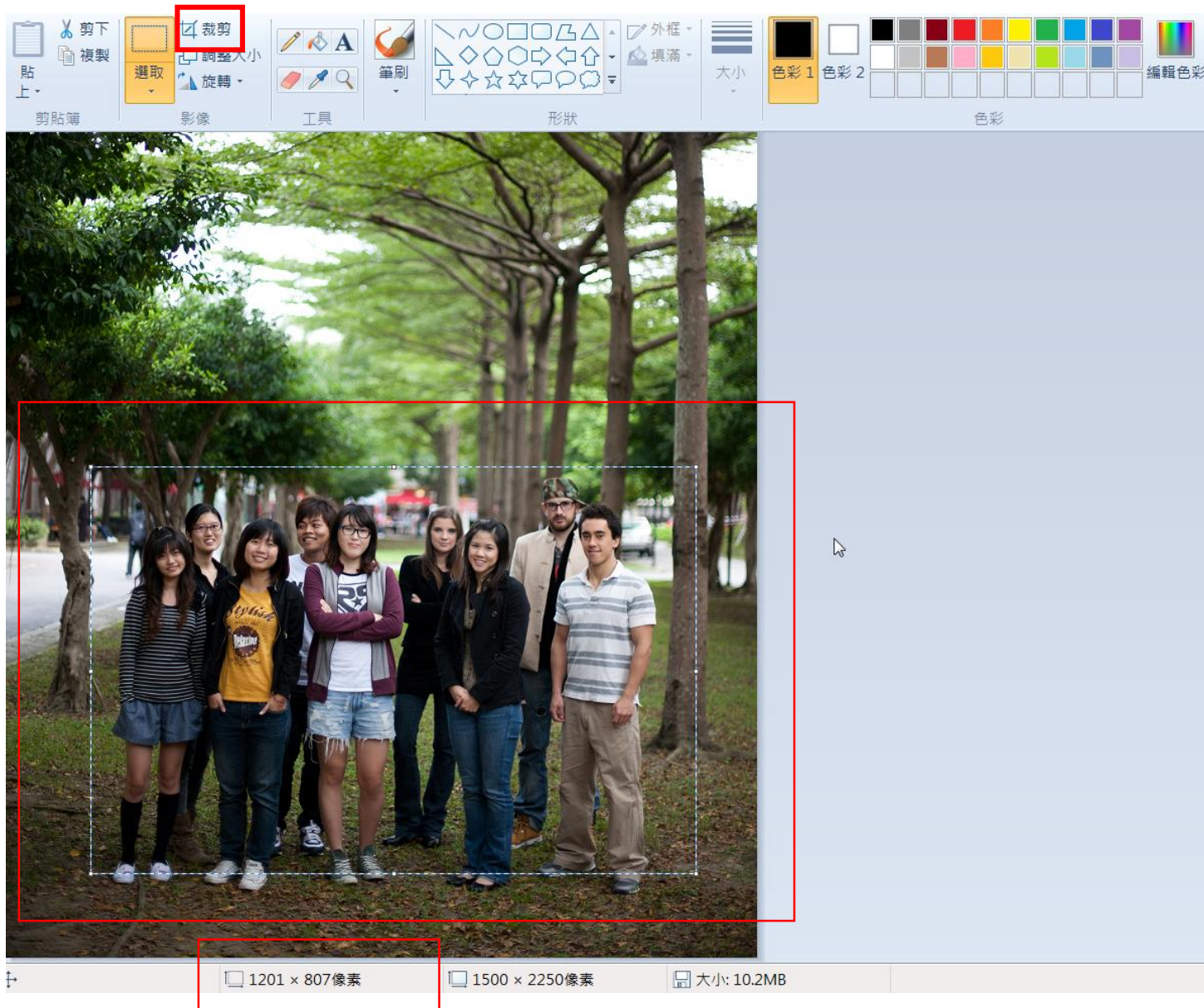
STEP1 裁切各單位照片

因圖片長寬要大於 **900 像素 x 598 像素** 以上，且必須是橫式照片。若原始檔案長寬很大，建議可以先點選“調整大小”按鈕後點選“像素”並勾選“維持外觀比例”後及調整水平像素數字，如下圖。本說明先“故意”以直式照片示範（直式照片較複雜，所以若本為橫式照片仍可參考，製作上會較為簡單）。



STEP2 裁切各單位照片 選” 選取” 拉框大小時下方會出現像素長寬 因為長寬約 1.5:1 所以可以建議拉出約 900*600 or 1200*800

需有些留白不要全部抓滿 (即不要照片中滿滿的人或建築物) , ” 裁剪” 按鈕 , 存成.jpg 圖檔。上傳照片後 , 程式會自動裁切為 900*598。



STEP3 裁切主管聯絡人照片 請注意因圖片需為大頭照 需為 300 像素 x 300 像素以上，請在使用上述選取畫面功能時，盡量選取正方形範圍，並讓主角置於畫面中間。網頁上程式會自動帶出呈現為圓形，人物才會在正中間不會歪一邊。請盡量不要選擇制式大頭照，側面照亦可接

受，可點選 <http://en.ntnu.edu.tw/administration.php> 參考各行政單位主管照片，如國際長、總務長。



盡量選取正方形範圍，並讓主角置於畫面中間後裁剪